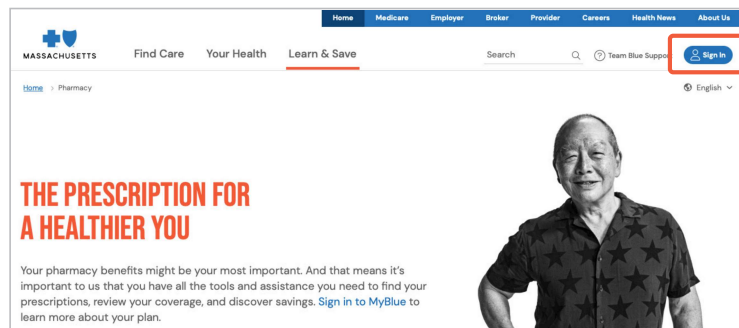


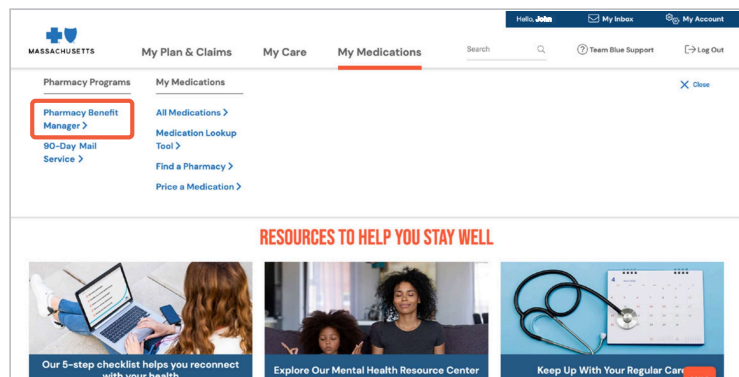
ACCESS YOUR PHARMACY BENEFITS WITH MYBLUE

When you create a MyBlue account, you'll be able to view the status of your prescription, refill a prescription, and switch to 90-day fills using the mail service pharmacy.



TO GET STARTED

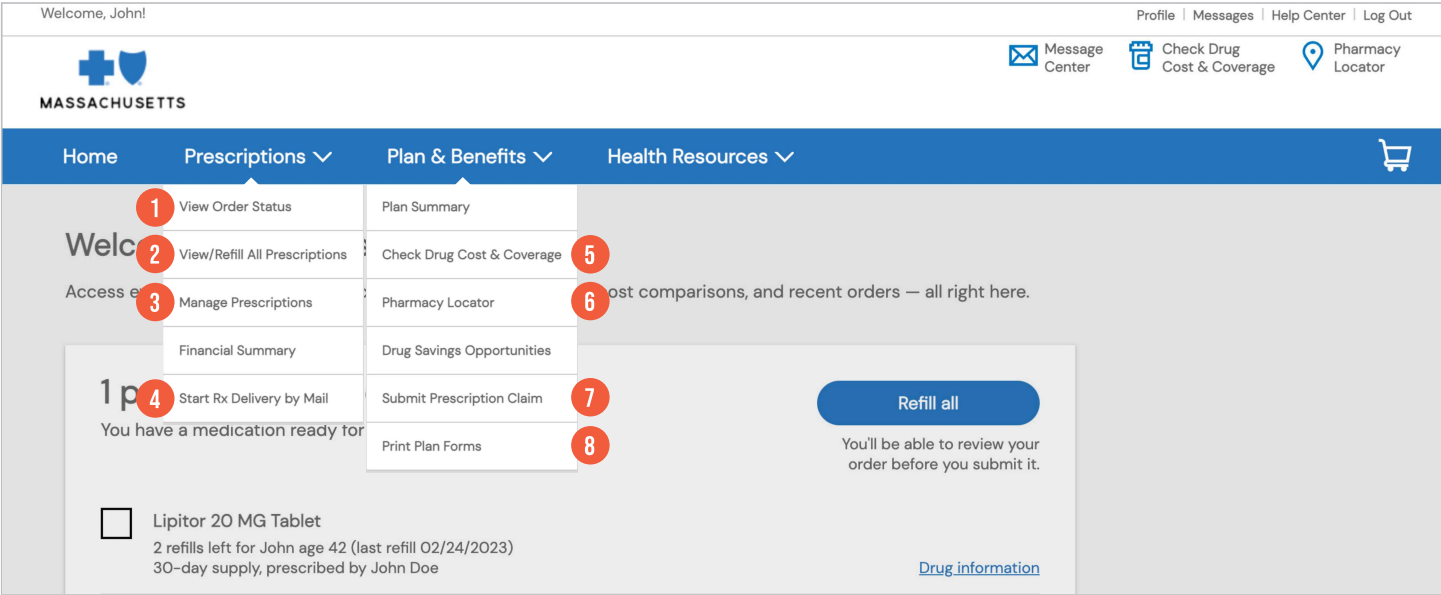
- 1 Download the MyBlue app, or create an account at bluecrossma.org.



- 2 Once signed in, select **Pharmacy Benefit Manager** under **My Medications**.

DISCOVER ALL THE THINGS YOU CAN DO

There are so many ways to take advantage of your pharmacy benefits. Simply use the drop-down menus, as shown below, to choose what you'd like to do.



PRESCRIPTIONS DROP-DOWN:	PLAN & BENEFITS DROP-DOWN:
1. View Order Status – Find out if your prescription is being processed, canceled, or ready to be picked up.	5. Check Drug Cost & Coverage – Find the cost of a medication, and see if it's covered.
2. View/Refill All Prescriptions – See how many refills you have remaining, or schedule a refill.	6. Pharmacy Locator – Find a pharmacy near you.
3. Manage Prescriptions – Manage 90-day prescriptions that are set up for automatic refills.	7. Submit Prescription Claim – Save time by submitting your prescription claim online.
4. Start Rx Delivery by Mail – Get your maintenance medications delivered to your home when you switch to 90-day fills using the mail service pharmacy.	8. Print Plan Forms – Download, complete, and mail in printed forms to submit claims, or start a new mail-service-pharmacy prescription.

Questions?

If you have any questions, call Team Blue at the Member Service number on the front of your member ID card.

Left Blank Intentionally